

Conductive Plastic Element - Heavy Duty

- High Precision
- IP65 Protection Grade
- 100 Million Cycles Life
- 50 to 750mm



Robust construction features a 35mm diameter aluminum housing with a 10mm diameter stainless steel shaft. Outdoor rated at IP65. High precision, excellent repeatability and long life. Available in cable version or connector version. Rod end bearings are standard.

Electrical Specifications	RC35-50	RC35-100	RC35-150	RC35-200	RC35-300	RC35-400	RC35-500	RC35-750
Electrical Stroke (mm)	50	100	150	200	300	400	500	750
Resistance Value (Kohms)	5							
Resistance Tolerance	± 20%							
Linearity Tolerance	±0.05%							
Resolution	Essentially infinite (<0.01mm)							
Output Smoothness	<0.1% against input voltage							
Power @ 40° (W)	3							
Temperature Coefficient	400 ppm/K							
Insulation Resistance	>100 Mohm @ 500 VDC							
Dielectric Strength	1 minute @ 500 VAC							
Maximum Voltage	60 (V)							
Maximum Wiper Current	2mA							
Rated Wiper Current	<1µA							

Mechanical Specifications	RC35-50	RC35-100	RC35-150	RC35-200	RC35-300	RC35-400	RC35-500	RC35-750
Mechanical Stroke (mm)	59	109	159	210	310	412	518	772
Operating Friction	10 (N) max.							
Hysteresis	0.02 %							
Weight Style G (g)	395	450	512	573	712	863	1037	1392
Life Expectancy	25 million meters or 100 million cycles, whichever occurs first							
Displacement Speed	10 m/s							
Vibration	20 g / 10Hz to 2,000 Hz (shaft retracted)							
Shock	50 g / 11ms							

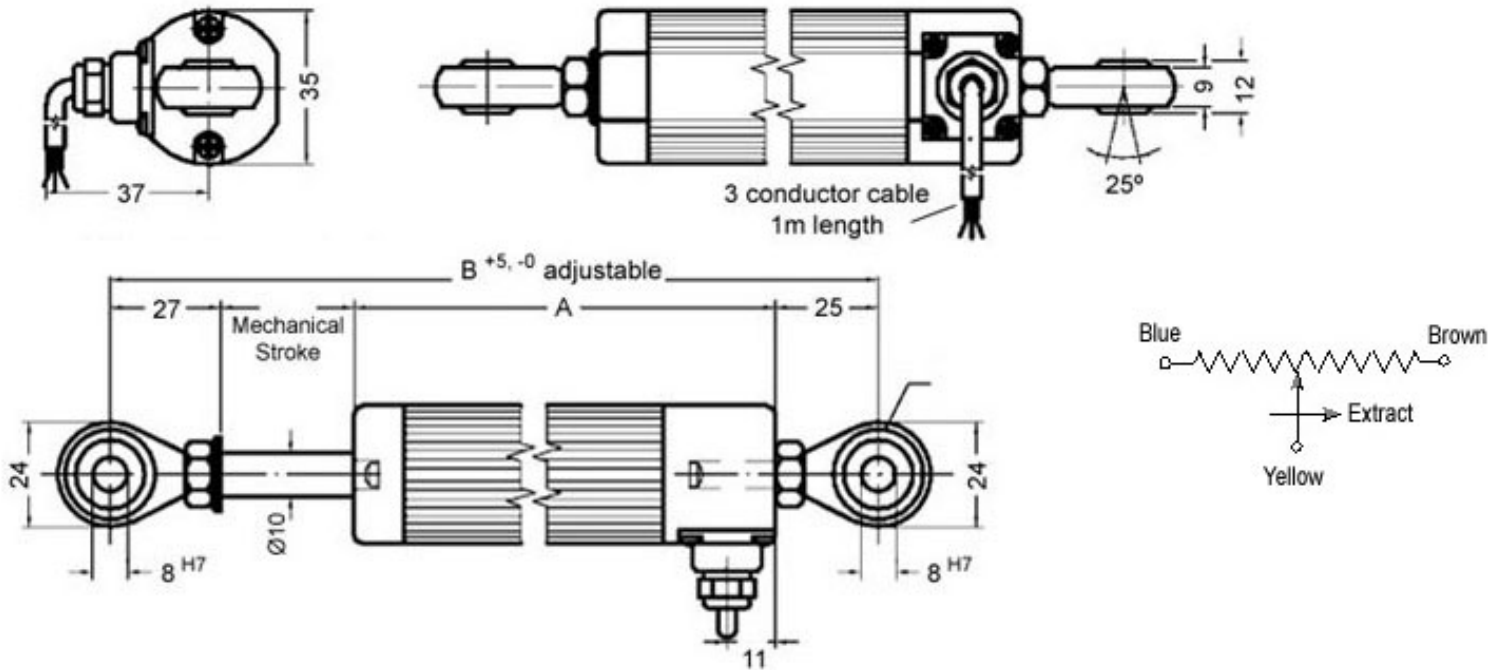
Environmental Specifications	RC35-50	RC35-100	RC35-150	RC35-200	RC35-300	RC35-400	RC35-500	RC35-750
Operating Temperature	-30°C to +100°C (-40°C to +125°C storage)							
IP Protection Grade	IP65							

Materials	RC35-50	RC35-100	RC35-150	RC35-200	RC35-300	RC35-400	RC35-500	RC35-750
Housing	Aluminum							
Shaft	Stainless steel							

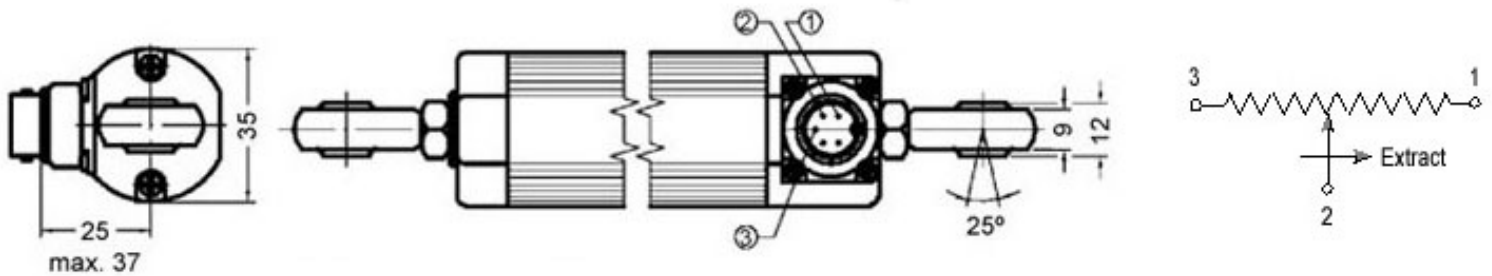
Dimension Table (mm)	RC35-50	RC35-100	RC35-150	RC35-200	RC35-300	RC35-400	RC35-500	RC35-750
A	179	229	279	330	430	538	664	918
B	231	281	331	382	482	590	716	970

Dimensions (mm)

K Type (1m output cable)

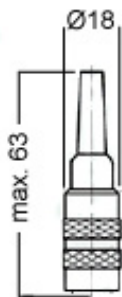


S Type (connector)

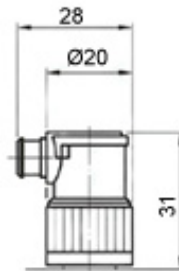


Female Connectors for 'S' Version

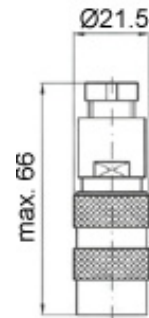
SW68: 5 pole, IP40 DIN43322



SW31: 5 pole, IP40 DIN43322



SW61: 5 pole, IP67 DIN43322



P3 America, Inc. - 3089C Clairemont Dr. #363 - San Diego, CA 92117

P: (858) 277-1420 F: (858) 225-0439 - www.p3america.com